

iTorque

Gebrauchsanweisung
User manual
Mode d'emploi



wiha 

Tools that work for you

Wiha Werkzeuge GmbH

Obertalstraße 3-7

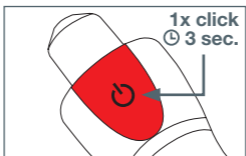
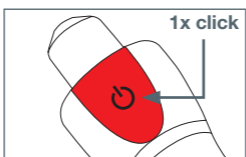
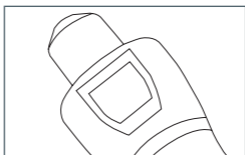
78136 Schonach/ Germany

www.wiha.com

info@wiha.com

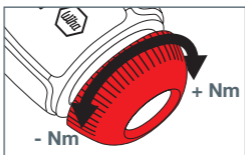
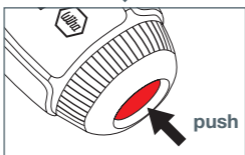
DE
EN
FR

Einheit wechseln
Replacing the unit
Changement d'unité

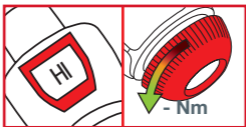
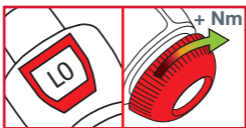


Verändern des Einstellwertes
Modifying the setting value
Modification de la valeur de réglage

Nm	△	in.lb
40 - 150 cNm		60 - 210 in.oz
0.8 - 3.0		7.0 - 26.0
1.0 - 5.0		9.0 - 44



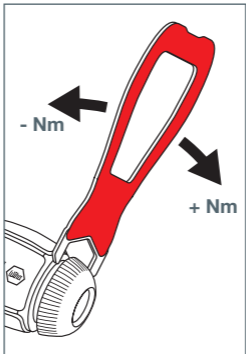
Wichtig!
Important!
Important!




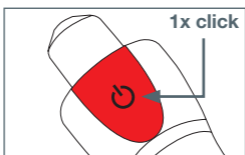
- ⚠ Den Drehmomenteinstellwert bitte von min. nach max. einstellen. **Einzig der minimalste Einstellwert des einstellbaren Drehmomentbereichs bitte von max. nach min. einstellen.**

Einstellwerkzeug
Adjustment tool
Outil de réglage

nur für / only for / seulement pour
1.0 - 5.0 Nm



Zählerstand anzeigen
Displaying counter reading
Affichage de l'état du compteur

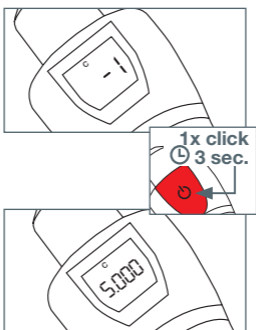


Kalibrieralarm
Calibration alarm
Alarme de calibrage

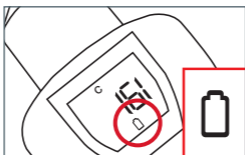


Wiha Werkzeuge GmbH
www.wiha.com/services

Reset nach Kalibrierung
Reset after calibration
Reset après calibration



Batteriestatus
Battery status
Etat de la pile



Wiha Werkzeuge GmbH
www.wiha.com/services



FR
Cet appareil,
ses accessoires,
piles et cordons
se recyclent

FR
À DÉPOSER
EN MAGASIN



À DÉPOSER
EN DÉCHÈTERIE



Points de collecte sur www.quefairemesdechets.fr

1002438

iTorque

Manual de usuario
Handleiding
Instrukcja obsługi



ES

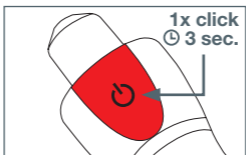
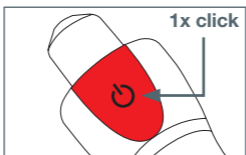
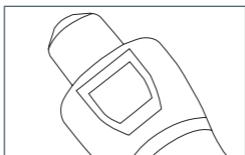
Cambio de la unidad

NL

Wijzigen van de eenheid

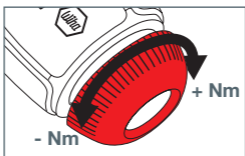
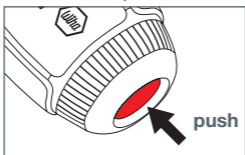
PL

Zmiana jednostkin



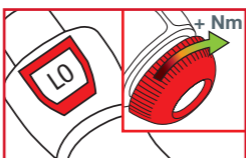
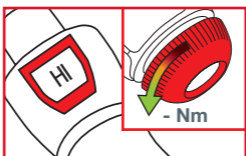
Modificación del valor de ajuste
Wijzigen van de instelwaarde
Zmiana wartości nastawczej

Nm	△ in.lb
40 - 150 cNm	60 - 210 in.oz
0.8 - 3.0	7.0 - 26.0
1.0 - 5.0	9.0 - 44



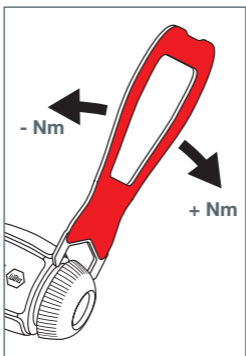
te
j

**¡IMPORTANTE!
BELANGRIJK!
WAŻNE!**

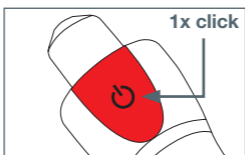


**Elemento auxiliar de ajuste
Afstelhulpmiddel
Pomoc do nastawiania**

solo para / alleen voor / tylko dla
1.0 - 5.0 Nm



Indicación del estado del contador
Tellerstand weergeven
Wskazywanie stanu licznika



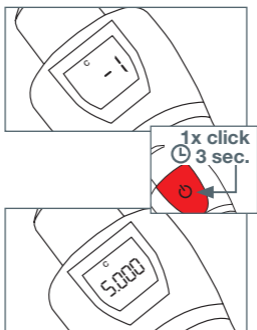
Alarma de calibrado
Kalibratie-alarm
Alarm wzorcowania



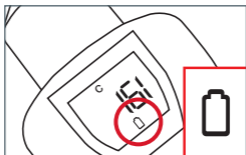
Wiha Werkzeuge GmbH
www.wiha.com/services

or

Restablecer después de
la calibración
Reset na kalibratie
Zresetuj po kalibracji



Estado de la batería
Batterijstatus
Stan akumulatora



Wiha Werkzeuge GmbH
www.wiha.com/services



FR
Cet appareil,
ses accessoires,
piles et cordons
se recyclent



À DÉPOSER
EN MAGASIN

OU



À DÉPOSER
EN DÉCHÈTERIE

Points de collecte sur www.quefairemesdechets.fr

1002438